

BLOWERS & EXHAUSTERS

**CONTINENTAL
INDUSTRIE**

Blowers & Exhausters
www.continental-industrie.com

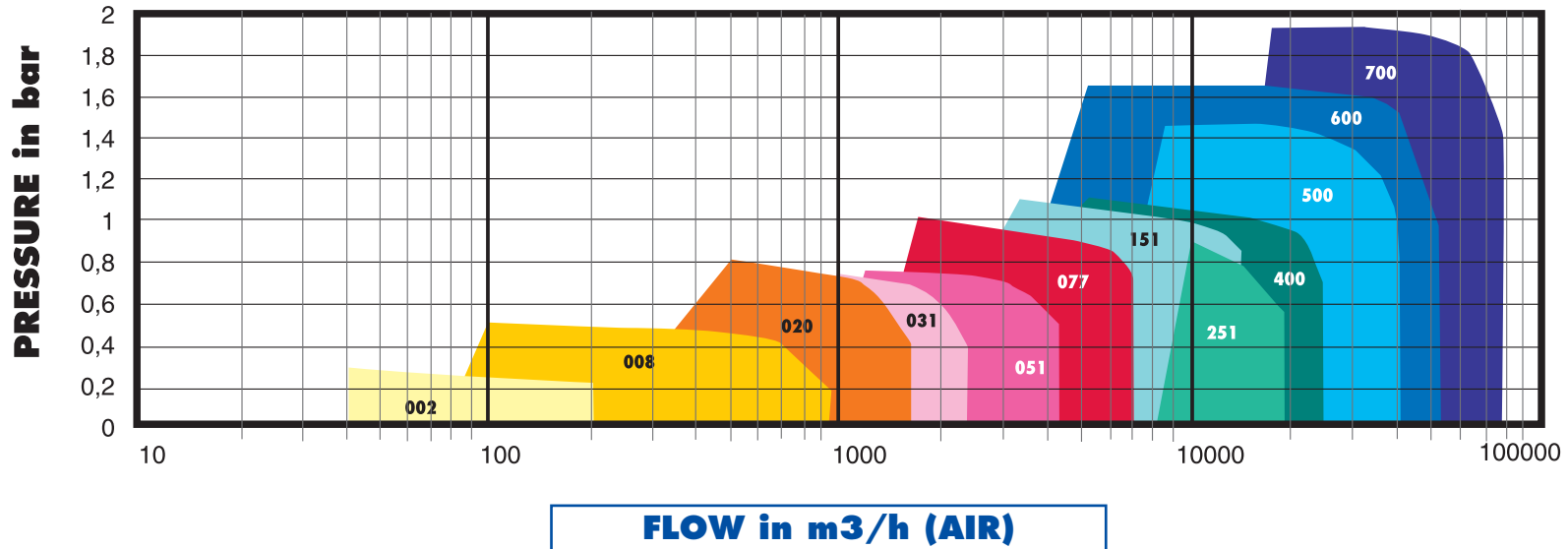
CONTINENTAL INDUSTRIE BLOWERS PERFORMANCES

VOLUME FLOW RATE/PRESSURE MAP

Pression atm. = 1.01325 bar (14.7 PSIA)

T= 20° C (68° F)

RH = 36 %



BLOWERS & EXHAUSTERS

**CONTINENTAL
INDUSTRIE**

Blowers & Exhausters
www.continental-industrie.com

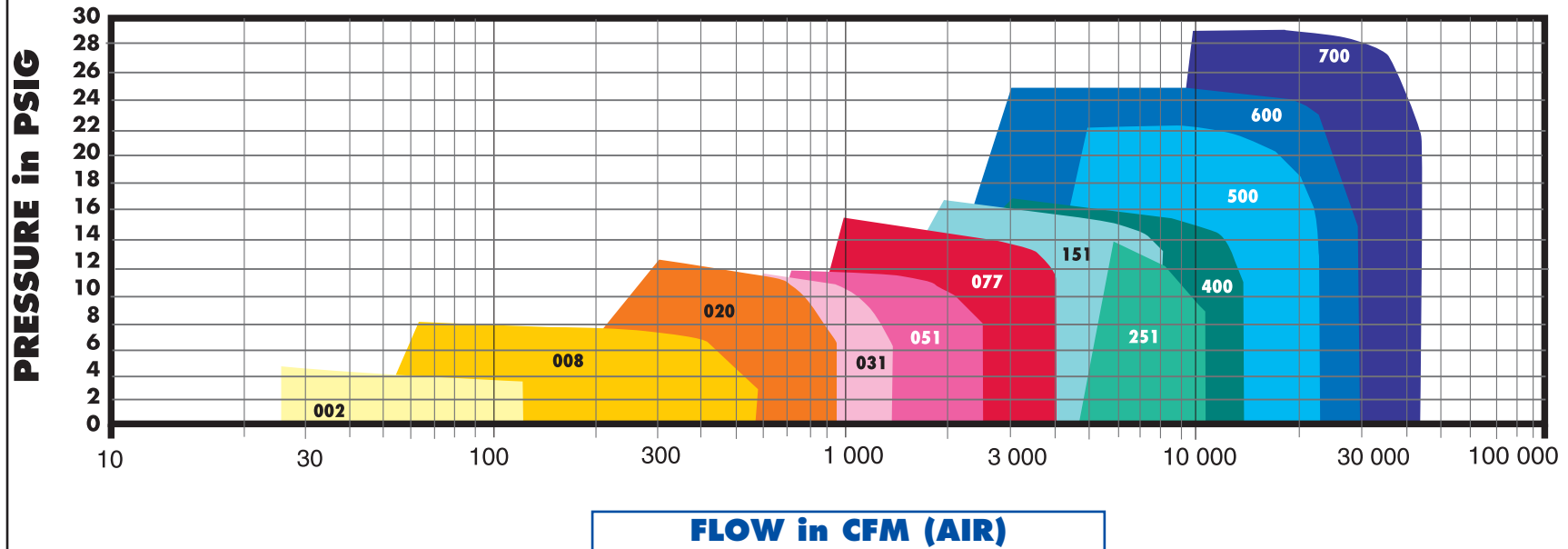
CONTINENTAL INDUSTRIE BLOWERS PERFORMANCES

VOLUME FLOW RATE/PRESSURE MAP

Pressure atm. = 1.01325 bar (14.7 PSIA)

T = 20° C (68° F)

RH = 36 %

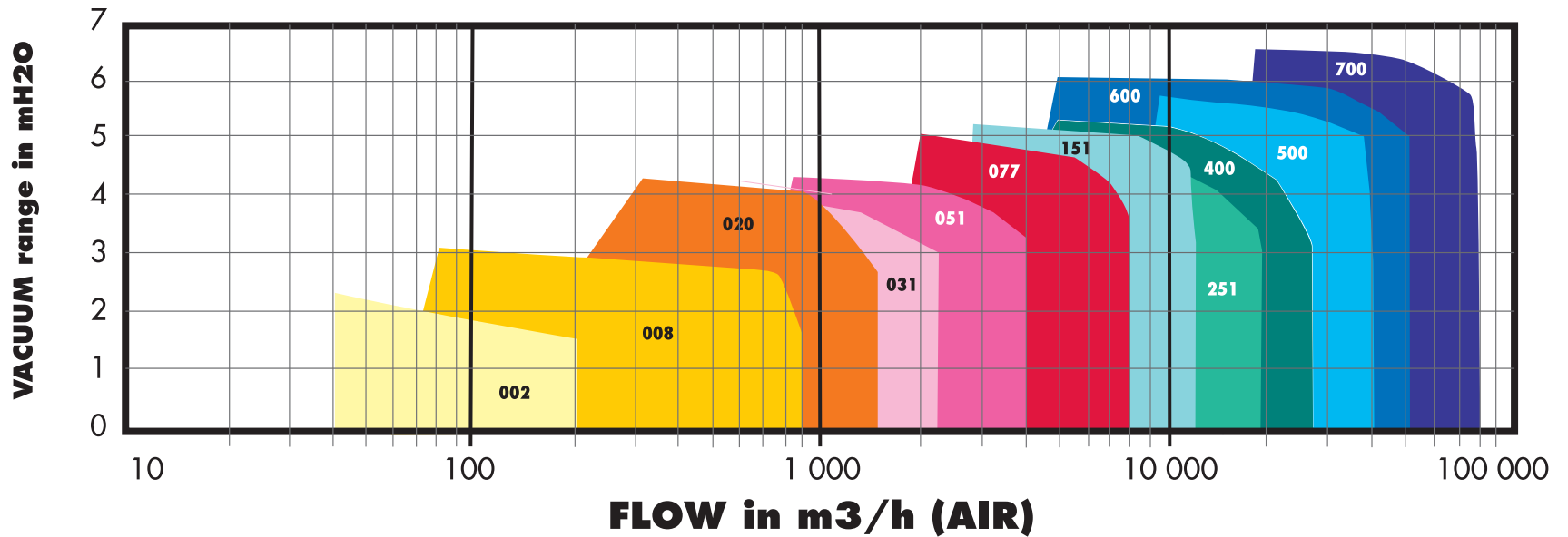



BLOWERS & EXHAUSTERS

**CONTINENTAL
INDUSTRIE**
Blowers & Exhausters
www.continental-industrie.com

CONTINENTAL INDUSTRIE EXHAUSTERS PERFORMANCES
VOLUME FLOW RATE/PRESSURE MAP

Pression atm. = 1.01325 bar (14.7 PSIA)
T= 20° C (68° F)
RH = 36 %



BLOWERS & EXHAUSTERS

**CONTINENTAL
INDUSTRIE**

Blowers & Exhausters
www.continental-industrie.com

CONTINENTAL INDUSTRIE EXHAUSTERS PERFORMANCES

VOLUME FLOW RATE/PRESSURE MAP

Pression atm. = 1.01325 bar (14.7 PSIA)

T= 20° C (68° F)

RH = 36 %

